



ENO CLIMATE CHANGE CAMPAIGN
DEC 2013 – FEB 2014

DO YOUR PART - BE CLIMATE SMART!



We have to wake up and act because of the climate change. Each one of us has the power to make a difference. Even small changes in our daily behavior can help prevent greenhouse gas emissions without affecting our quality of life. We can challenge our families and peers to make a change.

You can be climate smart in your daily life: at home, at school, at work and in your community. You can make a change.

Be Climate Smart! The ENO Programme calls schools to study about climate change and organise awareness raising campaigns on energy efficiency. .Theme will crystallize on the ENO Campaign Week 10-16 Feb with **Frank's Flashmob 12 Feb 2014**, aiming to organize the most international flash mob ever!

Do your part - be climate smart! Find more information and register to campaign latest by Jan 1st 2014 on the campaign website <http://climatesmart.enoprogramme.org>

ENO FLASHMOB 12 FEB 2014

ENO Programme Association
email: info@enoprogramme.org



BE CLIMATE SMART!

- Decrease the temperature at home by 1 Celsius and turn off the lights whenever you don't need them. Take off your charger from electrical outlet when you don't need it.
- Don't leave your TV, computer or stereo in a stand-by mode but switch them off when you don't use them.
- Change your light bulbs into energy-saving bulbs.
- Change your electricity into one that uses renewable resources.
- Don't waste in vain - prefer to fix and repair rather than buy new
- Sort your waste and recycle whenever possible
- Use products that have as little packaging as possible.
- Use public transport and walk or bicycle instead of driving a car.
- Eat local food and less meat.
- When you buy food I use a bag or an old plastic bag.
- Favor environmentally labeled products.
- Plant a tree and ask you friend to do the same.

Activities for ENO Climate Change Campaign 2014

- Activity I:** Frank & Flashmob (all levels)
- Activity II:** Drama (all levels)
- Activity III:** Climate Change in my country (secondary/hs)
- Activity IV:** Video interviews (secondary/hs)

NOTE: Register to ENO Climate Change Campaign by 1 Jan 2014 at <http://climatesmart.enoprogramme.org>



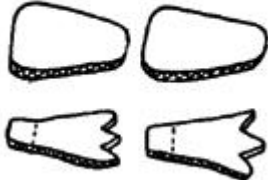


Activity I: Frank & Flashmob (all levels)

A SUMMARY: In this activity we make paper frogs and collect pledges from people to reduce the effect of climate change. Pledges will be collected from people and *Frank's Flashmob* will highlight the campaign 12 Feb 2014.

HOW :

- 1) Register your school to campaign by 1 Jan 2014 on the event website
- 2) Make frogs out of papier-mache, see instructions below.
- 3) Collect small things like bottle tops or cones for pledges. They are to put inside the frog after each pledge has been made.
- 4) Frogs are to be filled with pledges. Different pledges can be found on A List Of Pledges. Please show these to audience when you collect pledges.
- 5) Get bottle tops or cones ready, one piece symbolizes one pledge. Read our Speech to your audience and show A List of Pledges. People are welcome to make their pledges, say them aloud and then put things into mouths of frogs.
- 6) Go on collecting pledges in your community (market, library, banks etc). You are welcome to challenge local celebrities or decision-makers.
- 7) CAMPAIGN DAY: Frank's Flashmob, WED 12 JAN 2014 at noon local time. Organise your own flashmob with Franks, our music, your plays etc. A short info about the importance of be climate smart. Follow **an instructional video for this on the event website**. Inform about the campaign and ask pledges from people to frogs. Frogs will be filled with pledges. Kids can also sing Frank's song You Control The Climate Change.

HOW TO MAKE FRANK THE FROG?

	<p>4 pieces of thick cardboard</p> 	
<p>1. Blow a balloon and tie it.</p>	<p>2. Cut the hands and feet of Frank out of thick cardboard.</p>	<p>3. Cut Frank's feet out of a cardboard tube (old toilet roll).</p>
		
<p>4. Put paper pieces with glue around the balloon. Let them dry. Make many layers.</p>	<p>5. After Frank is dry, cut carefully its mouth and paint it.</p>	<p>6. Frank is now ready and starving. Make him happy and put your pledges into his mouth!</p>

SPEECH

Our school takes part to climate change campaign by the ENO Programme. ENO-Environment Online is a global virtual school for sustainable development that has spread its activities to 157 countries.

Climate change is a global problem, and yet each one of us has the power to make a difference. Even small changes in our daily behavior can help prevent greenhouse emissions without affecting our quality of life. In fact, they can save us money. We can control climate change and pledge to become responsible citizens by reducing our CO₂ emissions through making small changes to our daily behavior.

Do your part – Be Climate Smart! We would like you to do your part and make a pledge. Our mascot for the campaign is **Frank The Frog**. He lives from your pledges and is starving. We ask you to make your pledge. You can choose one of 12 pledges or make your own pledge.

A LIST OF PLEDGES / choose from these:

A) I decrease the temperature at home by 1 Celsius and turn off the lights whenever I don't need them.

B) I don't leave my TV, computer or stereo in a stand-by mode but switch them off when I don't use them.

C) I change our light bulbs into energy-saving bulbs.

D) I change our electricity into one that uses renewable resources.

E) I don't waste in vain - I prefer to fix and repair rather than buy new

F) I sort my waste and recycle whenever possible

G) I use products that have as little packaging as possible.

H) I use public transport and walk or bicycle instead driving a car.

I) I eat local food and less meat.

J) When I buy food I use a bag or an old plastic bag.

K) I favor environmentally labeled products.

L) I plant a tree and ask my friend to do the same.

M) I make my own pledge that is ?

You Control The Climate Change!

1. I'm Frank The Frog
take part in ENO
Our task is a big one
So listen, please don't go.
We have a global problem
it is the climate change
But **we** have the power
To make a change.

Turn down. Switch off. Recycle. And walk.
Four small changes: We act, we don't just talk. Make your pledges so Earth remains You control the climate change

2. The heat is melting
the ice at the Poles sea
levels rising
who will save our souls?
Floods and storms
we don't need them more
climate change
is knocking on the door.

Turn down. Switch off. Recycle. And walk.
Four small changes: We act, we don't just talk. Make your pledges so Earth remains You control the climate change

3. It's not just people who
make this possible
governments and industries
they are responsible
We will together
Prevent this tragedy
So make us happy
And put your pledge in me!

Turn down. Switch off. Recycle. And walk.
Four small changes: We act, we don't just talk. Make your pledges and make the change: You control the climate change
Turn down. Switch off. Recycle. And walk.
Four small changes: We act, we don't just talk. Make a pledge and you make the change You control the climate change
We control the climate change.

A song by the ENO Programme, download the mp3 on the event website.

A DRAMA ABOUT CLIMATE CHANGE



A Summary: Students will make a short play about climate change and will perform this play (5 – 10 minutes) during ENO Campaign Week (10 -16 FEB) at schools and in their community. They can use Frank The Frog as a character in their play and his music or do a play of their own. Photos and video clips are welcome to send by email, see below.

LEVEL: ALL

HOW TO START:

- A) Split your students to groups or make this only with some students
- B) Before the play students must have a basic knowledge about climate change.
- C) The play should be simple and to easily performed in many places.
- D) Students are welcome to use Frank The Frog and his music for the play or do one of their own. Please use your imagination!
- E) Start rehearsals with your students.

WHEN YOUR PLAY IS READY:

- A) Be prepared to perform it at school and in different places
- B) During the campaign week perform it and if possible take photos and video clips
- C) Send your **photo and video links** to videos@enoprogramme.org

DEADLINE: To be carried out during ENO Campaign Week, 10- 16 February 2014

ACTIVITY III : “IMPACTS OF CLIMATE CHANGE IN MY COUNTRY”



LEVEL: 13- 18 yrs

Make a presentation about the impact of climate change in your country. Try to find answers to topics:

- 1) Regional sources and sinks of **greenhouse gases**
- 2) The impact of climate change on **natural vegetation**
- 3) The impact of climate change on **natural fauna** (animals)
- 4) The impact of climate change on **agriculture** (food production)
- 5) The impact of climate change on **forestry/forests**
- 6) The impact of climate change on **weather** (floods, storms, drought, possible changes in living conditions)

Make a presentation either with Google Docs or powerpoint. **Recommended :10-12 slides.**

HOW TO START:

- F) split your class and share the topics 1- 6 . For an example, one group gather information about regional impacts on vegetation, one studies its impact on weather etc.
- G) Try to find material from different sources (web, libraries, newspapers, tv, radio, experts). Get local experts involved!
- H) If it's difficult to find information on some topics you can skip them.
- I) When all the information is gathered by the groups find the most essential things for the final work. Each pair or group max 2 slides .
- J) If you use Google Docs teacher will share the template. You will only have one document and each group is responsible for their own slides.

WHEN YOUR WORK IS READY:

- D) If you use Google Docs , publish it and send a link to media@enoprogramme.org If you want to make it with powerpoint send your work as attachment to media@enoprogramme.org , remember to include your school name, city and country.

DEADLINE: 31 January 2014

ACTIVITY IV : A VIDEO INTERVIEW



What people think about climate change?

LEVEL: 11- 18 yrs

a. Make an interview concerning climate change. Choose an expert, man on the street and a student. Please note that you must have their permission to publish the interview on the web.

b. Ask the same following questions from each person:

Name

Age

City

Country

What do you think about climate change?

Are you climate smart? If yes, how?

How could we reduce the effect of climate change? What should be done?

a. Make these interviews and record them with video camera or mobile phone. If possible, make them in English. If it is not possible use your language or other common language

b. Edit the material so that its duration is 2-3 minutes. It is good to add text if possible.

c. Transfer the video to Youtube or Vimeo (available for most countries)

d. Send a link to this video by email to videos@enoprogramme.org by 31 Jan 2014. These video links will be collected and shown in public during the ENO Climate Change Campaign Week from 10th of February 2014.